



STOCKTON DISTRICT

NHP Project Board Report

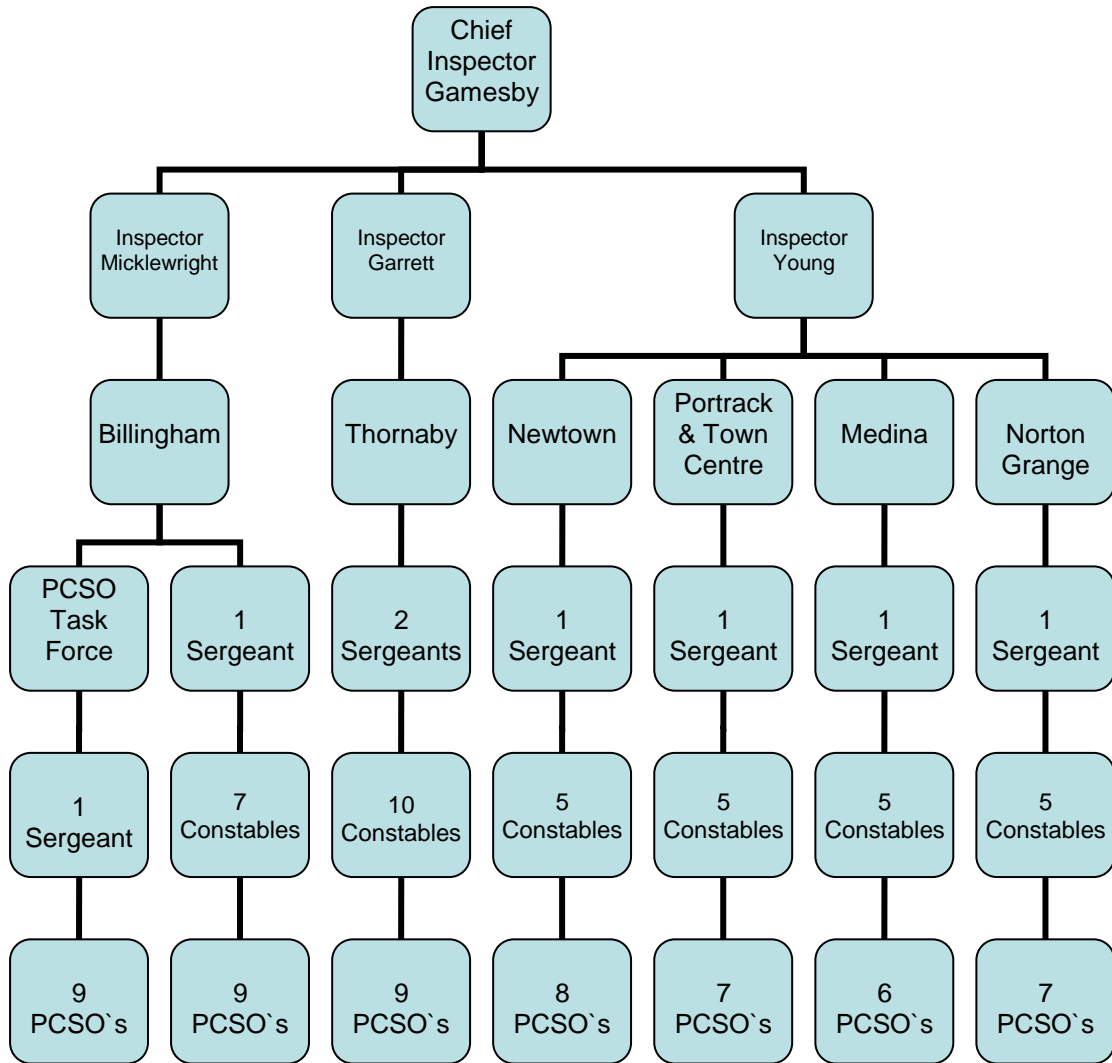
April 2007 to December 2007



neighbourhood
POLICING 
Putting People First

Access

Neighbourhood Policing Organisational Chart



Current Establishment Levels:

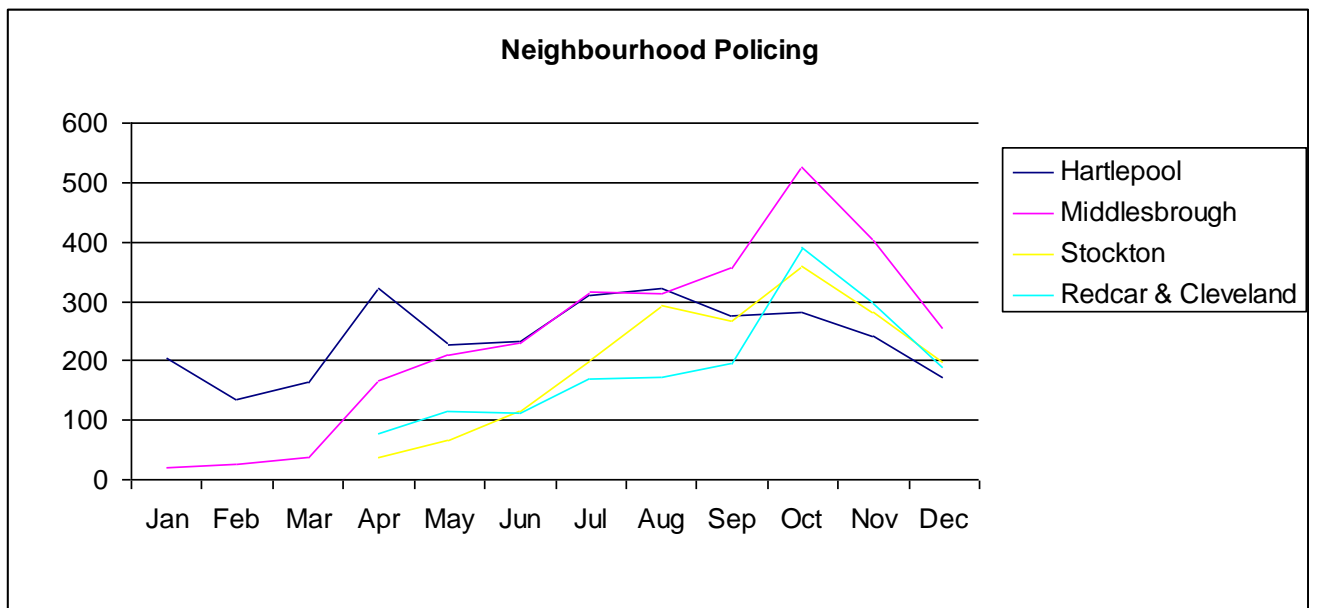
NHP Teams	Establishment	Actual
Inspectors	3	3
Sergeants	8	8
Constables	37	37
PCSO`s	55	49
TOTAL	103	97

RESTRICTED

Each of the 4 Cleveland Police Districts has a dedicated telephone number for the public to contact Neighbourhood Police Officers and PCSO`s, the number for Stockton is **302930**.

The figures for the usage of these numbers are shown in the table and graph below:

	H	M	S	R & C	TOTAL
January	204	19			223
February	136	26			162
March	164	36			200
April	321	167	36	78	602
May	227	211	67	115	620
June	232	229	115	113	689
July	311	315	201	169	996
August	321	312	292	171	1096
September	276	356	267	194	1093
October	280	524	360	389	1553
November	241	403	281	295	1220
December	172	253	195	187	807
TOTAL	2885	2851	1814	1711	9261



Influences

The list in Fig 2 shows the wards in the district with the priorities listed for each ward.

Ward	Summary
Bishopsgarth and Elmtree	ASB; Drug Dealing and Substance Abuse; House Burglary
Fairfield	ASB; Vandalism and Graffiti; House Burglary
Grangefield	ASB; Off-road Motorcycles; Alcohol related disorder
Hardwick	ASB; Vandalism and Graffiti; Alcohol related disorder
Hartburn	ASB; Off-road Motorcycles; Alcohol related disorder
Newtown	ASB and Youths Drinking; Graffiti; Off-road Motorcycles
Norton North	ASB and Youths Drinking; Criminal Damage
Norton South	Fly Tipping; Graffiti; Drugs activity
Norton West	ASB; Vandalism, Graffiti and Criminal Damage; Alcohol related disorder
Parkfield & Oxbridge (Parkfield)	ASB; Prostitution; Criminal Damage and Fly Tipping
Parkfield & Oxbridge (Oxbridge)	Metal Theft; ASB in Ropner Park; ASB
Roseworth	Gangs congregating; Alcohol related disorder; Criminal Damage
Stockton Town Centre (High Street)	Repeat Theft Offenders; Drinking in the Street; Use of Toilets for Drugs and Sex Offences
Stockton Town Centre (Mill Lane)	Environmental Issues - Litter/Fly Tipping/Dog Fouling; ASB Gang Nuisance; Lawson Street
Stockton Town Centre (Portrack & Tilery)	ASB and Youths Drinking Alcohol; Off-road Motorbikes, Drugs activity
Western Parishes	ASB; Theft of Caravans and Plant; Alcohol related disorder
Stockton Town Centre (Victoria)	Criminal Damage; Youth Nuisance; Neighbourhood Forum
Billingham Central	Gangs congregating; Litter and Dog Fouling; Off-road Motorcycles
Billingham East	House Burglaries; Gangs of Youths at Windlestone Road shops; Drug Dealing and Substance Misuse
Billingham North	Speeding Vehicles; House Burglaries; Gangs of Youths around Casson Way shops
Billingham South	Gangs of Youths Station Road/Mill Lane; House Burglaries; Criminal Damage and Graffiti
Billingham West	Gangs of Youths Clifton Avenue shops; House Burglaries; Litter/Dog Fouling
Northern Parishes	Speeding Vehicles on Wynyard Estate; Cars parked on the footpath in Wynyard Estate; Fly Tipping in Thorpe Thewles
Eaglescliffe	Street Violence linked to ASB; Gangs congregating; Drug Dealing
Ingleby Barwick East	Gangs congregating near Tesco; House Burglary; Underage Drinking
Ingleby Barwick West	House Burglary; Street Violence linked to ASB; Drug Dealing
Mandale & Victoria	Gangs congregating; Drug Activity
Stainsby Hill	Gangs congregating; House Burglary; Drug Dealing
Village	Gangs congregating; House Burglary; Drug Dealing
Yarm	Gangs congregating; Speeding Cars; Vandalism and Graffiti

RESTRICTED

There are up to three current priorities for each ward area, although there are one or two wards with fewer priorities. However, the current priority plans in place have been researched and as a general rule Antisocial Behaviour is the main priority, being listed in 14 of the priority plans. Concerns about Gangs of Youths account for another 11 priorities, followed by House Burglary (10) and Drugs Activity (8). None of the priorities listed include Theft of or from Motor Vehicles although there are concerns about Off-road Motorcycles (5) and Speeding Vehicles (3) and in spite of the high number of offences relating to Theft of Lead and Copper, only one lists Metal Theft as a priority.

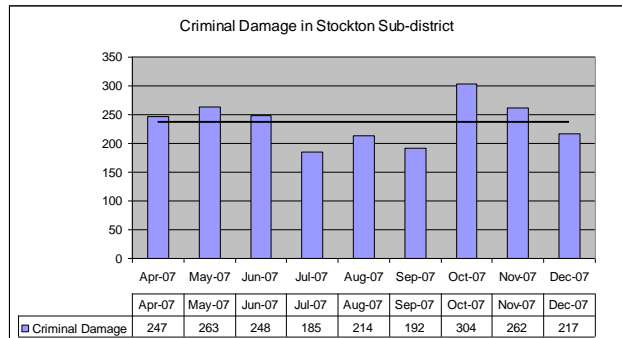
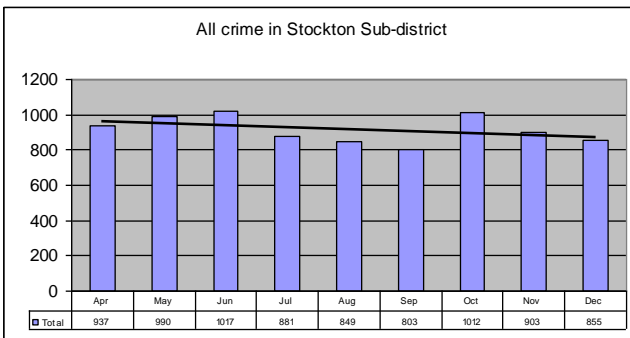
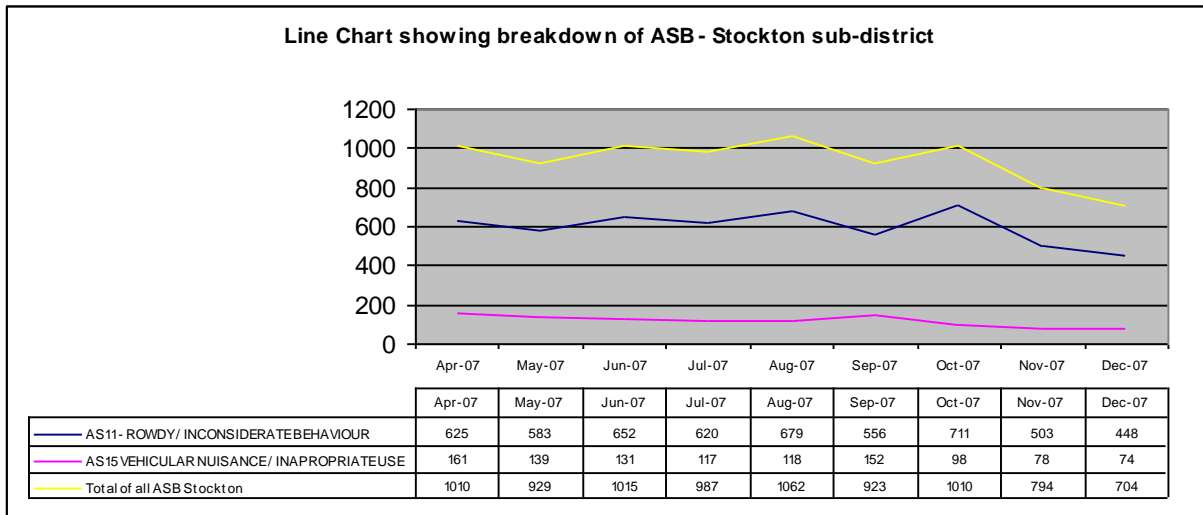
It is also worth noting that Criminal Damage is only listed in 6 wards as a priority and never as first priority even though it accounts for 30% of all crime in the district.

Interventions

This section of the report provides an overview of crime and antisocial behaviour figures across Stockton District. Highlighted figures include all crime, but also criminal damage only and the antisocial behaviour incidents include the main sub-categories of rowdy/inconsiderate behaviour together with inappropriate vehicular use. It should be noted the general problems associated with Mischief Night and Halloween fall within the month of October, and this is reflected in the rise of antisocial behaviour incidents across all three sub-districts.

Stockton Sub-district

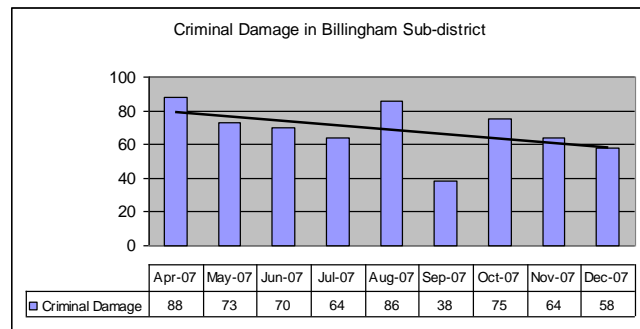
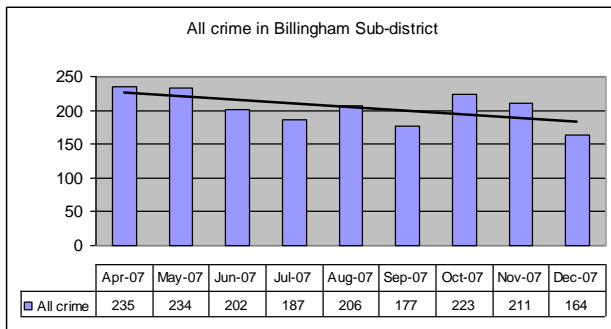
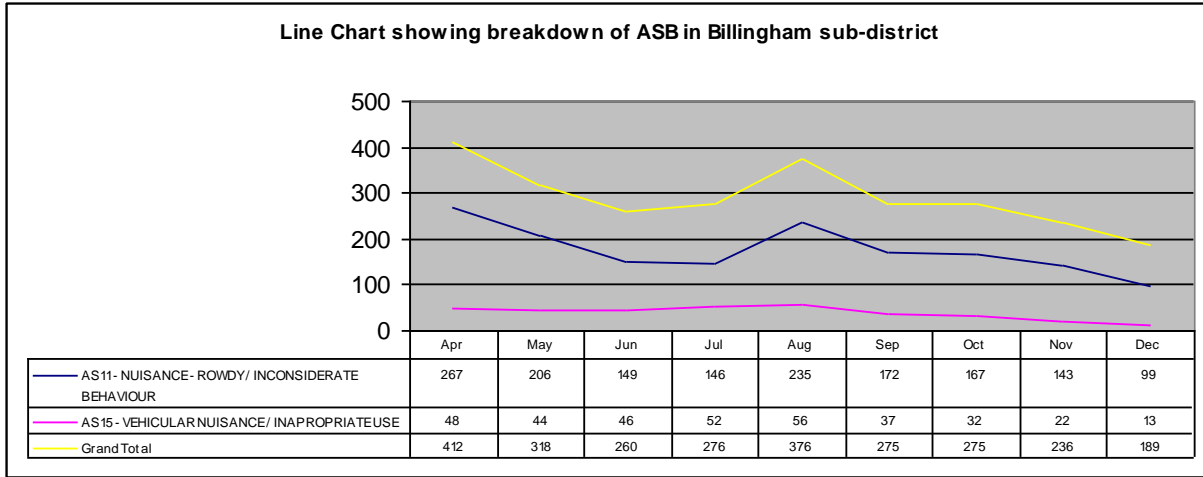
The graph and charts below show details of antisocial behaviour and crime, from which it can be seen antisocial behaviour and crime is generally following a downward trend although Criminal Damage remains steady. All graphs show a rise in October as a result of Halloween and Mischief Night.



RESTRICTED

Billingham

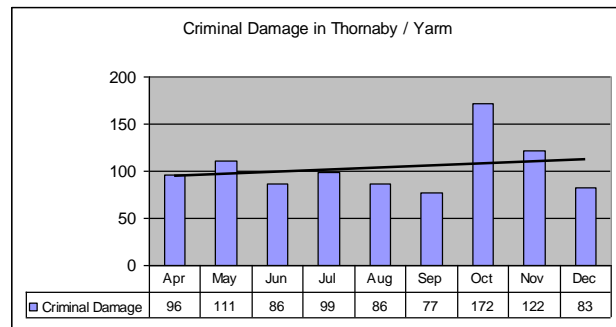
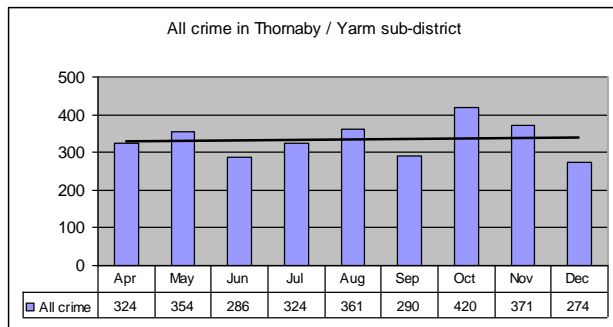
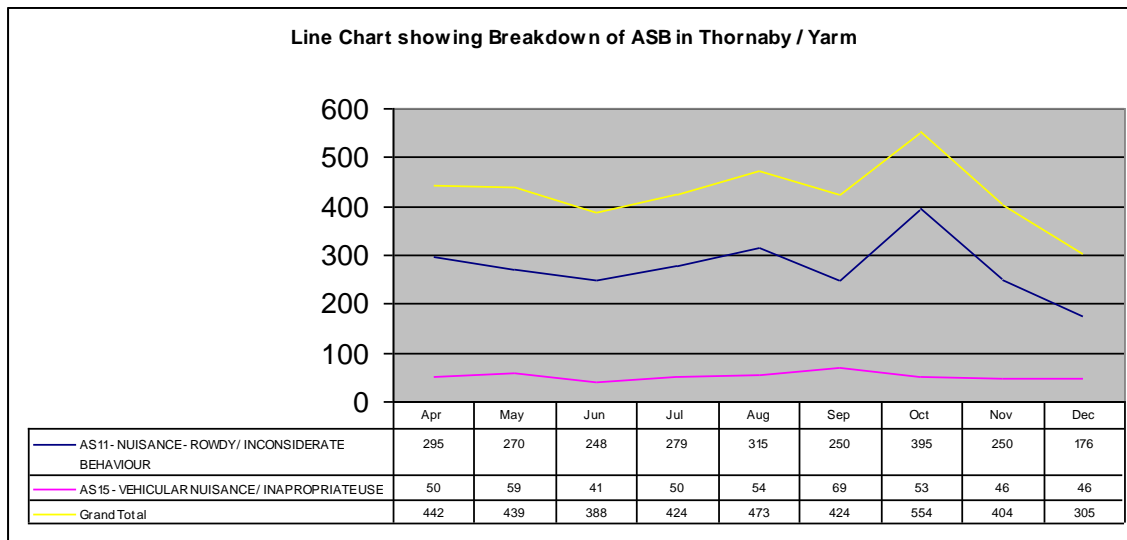
The graph and charts below show that antisocial behaviour decreased from April to June before a rise in August, probably due to school holidays, followed by a steady decline to the end of the year. There has also been a downward trend in all crimes and criminal damage.



Thornaby/Yarm

The below graph and charts show crime and antisocial behaviour within Thornaby/Yarm. It can be seen that anti-social behaviour remained fairly steady between April and August with the slight rise in August probably due to the school holidays and a more significant rise in October due to Halloween and Mischief Night. The graphs below, in relation to all crime rise and criminal damage, display similar steady levels until the summer with noticeable rises in October followed by a decline to the end of the year.

RESTRICTED



Operations

The following is a list of police led operations carried out across the District during the period April 2nd to December 31st to combat crime and anti-social behaviour.

Operation	Reason
Dakar	Indiscriminate and illegal use of motorcycles and scooters
Spot the Van	Prevention and reduction of cash in transit robberies
Honeycomb	Launch of dedicated S3 telephone line for intelligence gathering
Rag-Bow	Theft of scrap metals
Stave	Anti-social behaviour, particularly Norton
Glass 1 to 8	Criminal damage and anti-social behaviour
Harold	Lead thefts from dwelling houses, schools and churches
Sleep Safe	Anti-terrorist and public reassurance patrols
Cure	Graffiti priority identified by residents in Roseworth
Bednetts	Burglary operation
Escort	Prostitution and kerb crawling in Yarm Road
Schools Out	Truancy sweeps with Attendance Services SBC
Reduction	PII funded to reduce criminal damage
Autumn	Anti-social behaviour and under-age drinking, Mischief Night, etc.
Lumberjack	Drug dealing and usage within licensed premises
Copper	Intelligence led multi-agency operation targeting thieves and handlers of scrap metal
Sell	Alcohol sales from licensed premises to persons under-age
Bamboo	Targeting drug dealers

RESTRICTED

RESTRICTED

The above are operations that were fully documented, with complete Operation Orders being written and circulated to the relevant departments, including Communications Centre.

Together with these operations there were localised initiatives working alongside our partners, i.e. days with SBC Enforcement Officers regarding fly tipping, days with SBC Enforcement Officers regarding unlicensed vehicles, initiatives with Trading Standards Department with test purchasing regarding sales of alcohol to young persons, etc.

On a monthly basis a Joint Action Group (JAG) involving the Police, SBC Enforcement, SBC Community Safety, Tristar Housing and other housing associations, Fire Brigade, Youth Organisations, and other partner agencies invited to attend, meet. These meetings are centred around the local action plans and actions are tasked out to the agencies attending in relation to tackling the issues raised by the public.

There are 4 monthly JAG meetings, one for Stockton Town Centre, one for the rest of Stockton, one for Billingham and one for Thornaby.

District POPs:

The following table shows details of the district's current POPs:

Title	Manager/Owner	Problem type	Created
Town Centre Violence	Ch/Insp Carter	Violence	30-Nov-04
Stockton District	C/Insp Gamesby, Insp Fox	Criminal Damage	15-Nov-05
Stockton District	Insp Fox	Domestic Violence	18-Jan-06
District	Insp Garrett	Prostitution	18-Jan-06
Thornaby Town Centre	Insp Garrett, PC Harrison	Crime/Disorder	02-Oct-06
S'ton Town Centre Ward	Insp Young	Criminal Damage	21-Sep-06
Newtown Ward	Insp Young	Criminal Damage	21-Sep-06
Hardwick Ward	Insp Young	Criminal Damage	21-Sep-06
Mandale & Victoria Ward	Insp Garrett	Criminal Damage	21-Sep-06
Billingham East Ward	Insp Micklewright	Criminal Damage	21-Sep-06
Tesco Store, Ingleby	Insp Garrett, PC Stockley	Disorder	26-Oct-06
Wade Avenue	Insp Young, PC Brunton	ASB	14-May-07
Port Clarence Shops	Insp Micklewright	ASB	21-Sep-07
Ripon Close, Roseworth	Insp Young	ASB	09-Oct-07
Knole Road	Sgt Anderson, PC Scarr, PC Mahaffey	Damage and ASB	02-Nov-07
River Tees	Insp Garrett and Insp Young	Crime and Disorder	01-Nov-07
Flodden Way, B'ham	Insp Micklewright, PC Mahaffey	Neighbour dispute	22-Nov-07
Mansfield Avenue, Thby	Insp Garrett	Anti Social Behaviour	22-Nov-07
The Green, Norton	Insp Young	Neighbour dispute	23-Nov-07
Waterford Road, Norton	Insp Young	ASB	23-Nov-07
Rudston Close	Insp Garrett	Neighbour dispute	23-Nov-07
Mansfield Avenue, M+V	Insp Garrett	ASB	23-Nov-07
Briar Road	Insp Garrett	Criminal Damage	23-Nov-07
Trent Street, Norton Grange	Insp Young	Criminal Damage	23-Nov-07
Wade Avenue, STTC	Insp Young	Damage and ASB	23-Nov-07
Quenby Road, B'ham	Insp Micklewright	Damage and ASB	17-Dec-07
Stirling Way Rectangle	Insp Garrett	Crime and Disorder	12-Dec-07

RESTRICTED

Answers

Stockton News is a quarterly magazine distributed to every household in the Stockton District, some 75,000, and a double page article introducing Neighbourhood Policing and requesting public feedback was included in the March 2007 issue. Running alongside this article, the PCSO`s across the District completed `face-to-face` questionnaires with the public to gauge satisfaction and priorities. In the June issue of Stockton News a full three pages were taken out and the photographs and contact details of all of the Neighbourhood Police Officers and PCSO`s were published.

Other means of highlighting Neighbourhood Policing and communicating with the public across the District include:

- Police attendance at residents` meetings.
- Police attendance at Neighbourhood Watch Co-ordinators` meetings.
- Use of telephone communication with the Neighbourhood Watch Co-ordinators through the Police Liaison Officer.
- Use of Ringmaster to relay priorities and request feedback and other priorities.
- Police attendance at Business Partnership meetings.
- Beat surgeries in conjunction with local councillors on a Ward to Ward basis.
- Newsletters in Wards where they are distributed.

- Local press articles regarding the setting up of football initiatives by PCSO`s.
- Safer shopping initiatives in the main town centre shopping areas across the District driven by local Police Officers and PCSO`s.
- Police attendance at Youth Forum groups.
- Local press coverage of successful drugs raids and `crack house` closures in the District.
- Press articles raising the public awareness of operations to combat criminal damage and anti-social behaviour, including `Mischief Night`.
- Neighbourhood Officers attending schools to give citizenship lessons and assist with outings.

This list is not exhaustive and many local initiatives are taking place in the 26 wards across the District as and where appropriate.

Quality of Life Survey 2007

This is an annual postal survey, with 12,000 questionnaires distributed in September asking the public questions in relation to perceptions of crime and disorder, contact with the police, their Neighbourhood, service delivery and future priorities.

There were 2,590 completed questionnaires which equates to a 21.6% response rate.

The response rates for each District were:

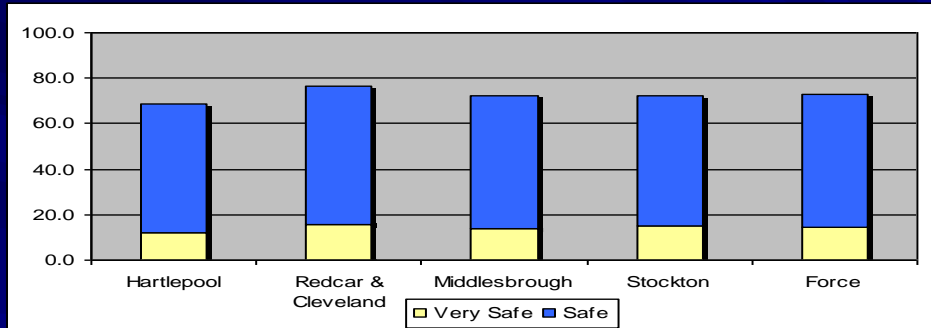
Redcar and Cleveland Police	697 (23.2%)
Stockton	688 (22.9%)
Hartlepool	605 (22.2%)
Middlesbrough	600 (20.0%)

The respondent profiles were:

Gender:	56% Female,	43.9% Male
Ethnicity:	64.9% white British,	33.1% not stated
Religion:	74.5 % Christian,	15.8% no religion
Employment Status:	48.5% employed,	38.7% retired
Sexuality:	75.1% heterosexual,	21.6% not stated
Disability:	85% not disabled,	15% considered themselves disabled

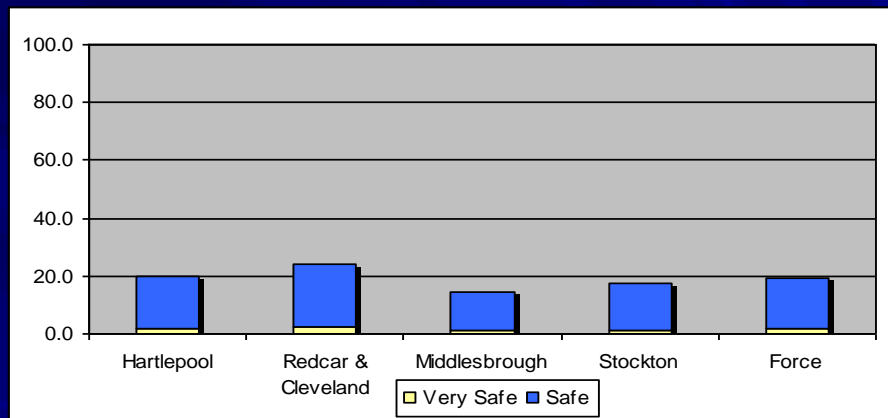
Some of the results with regards to perceptions and neighbourhoods are given below:

How safe do you feel walking in the {district} area during the day?



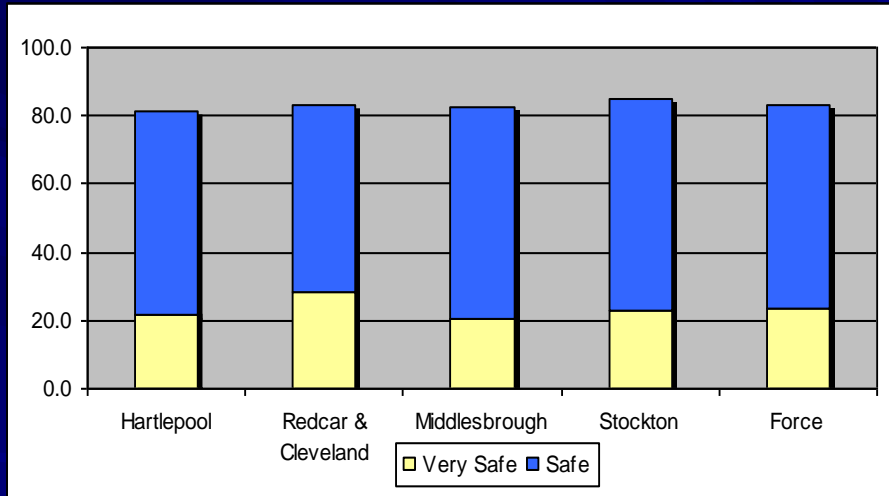
Force Response: 14.3% Very Safe, 58.3% Safe

How safe do you feel walking in the {district} area after dark?



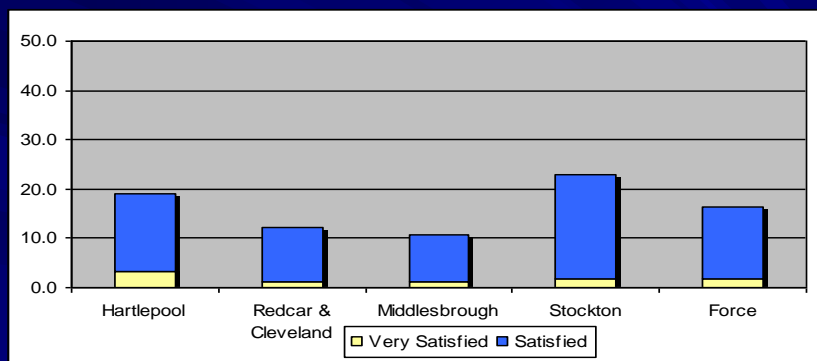
Force Response: 1.7% Very Safe, 17.5% Safe

How safe do you feel when you are in your home at night?



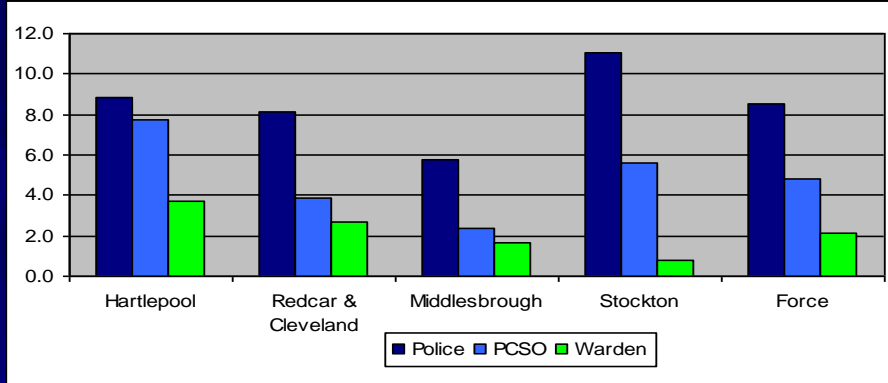
Force Response: 23.6% Very Safe, 59.5% Safe

How satisfied are you with the level of Visible Patrol?



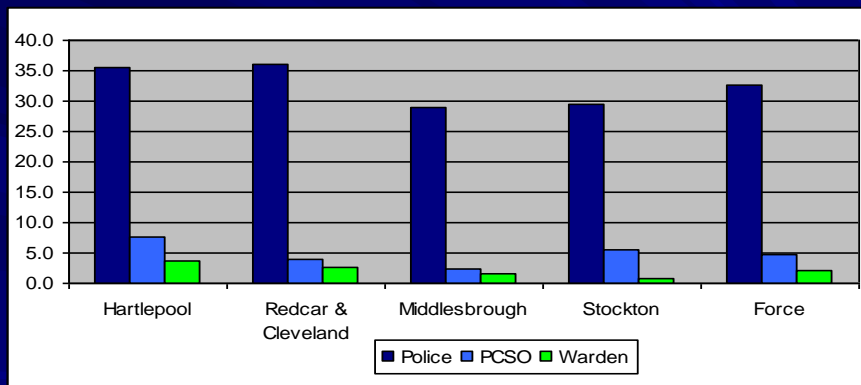
Force Response: 1.7% Very Satisfied, 14.6% Satisfied

Do you know the name of your local ?



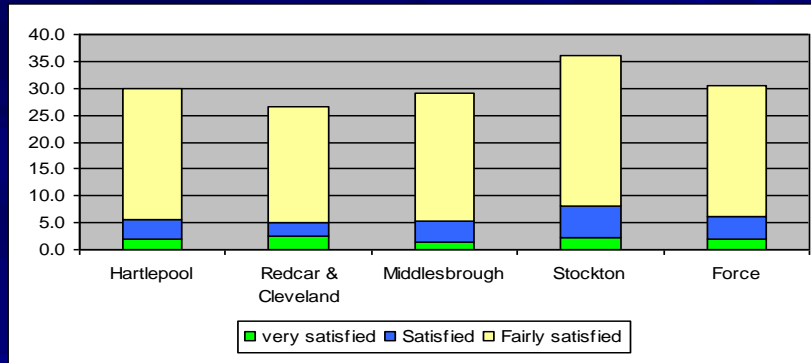
Force Response: 8.5% Police, 4.8% PCSO, 2.2% Warden

Do you know how to contact your local ?



Force Response: 32.5% Police, 14.5% PCSO, 10.3% Warden

How satisfied are you with the level of information provided to you by the Police and Partners about what they are doing in your neighbourhood?



Force Response: 30.4% satisfied